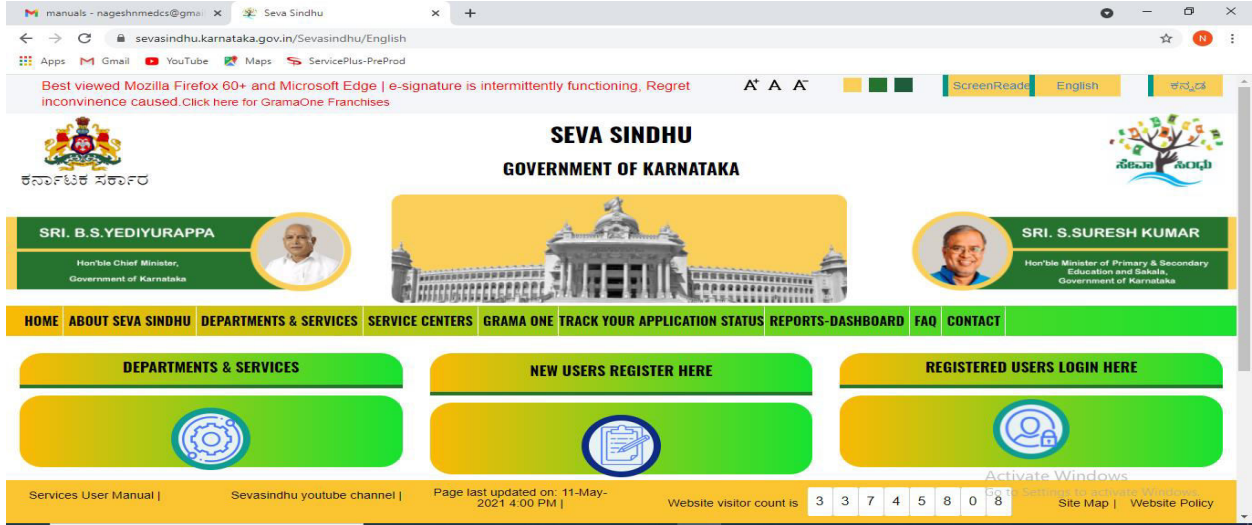
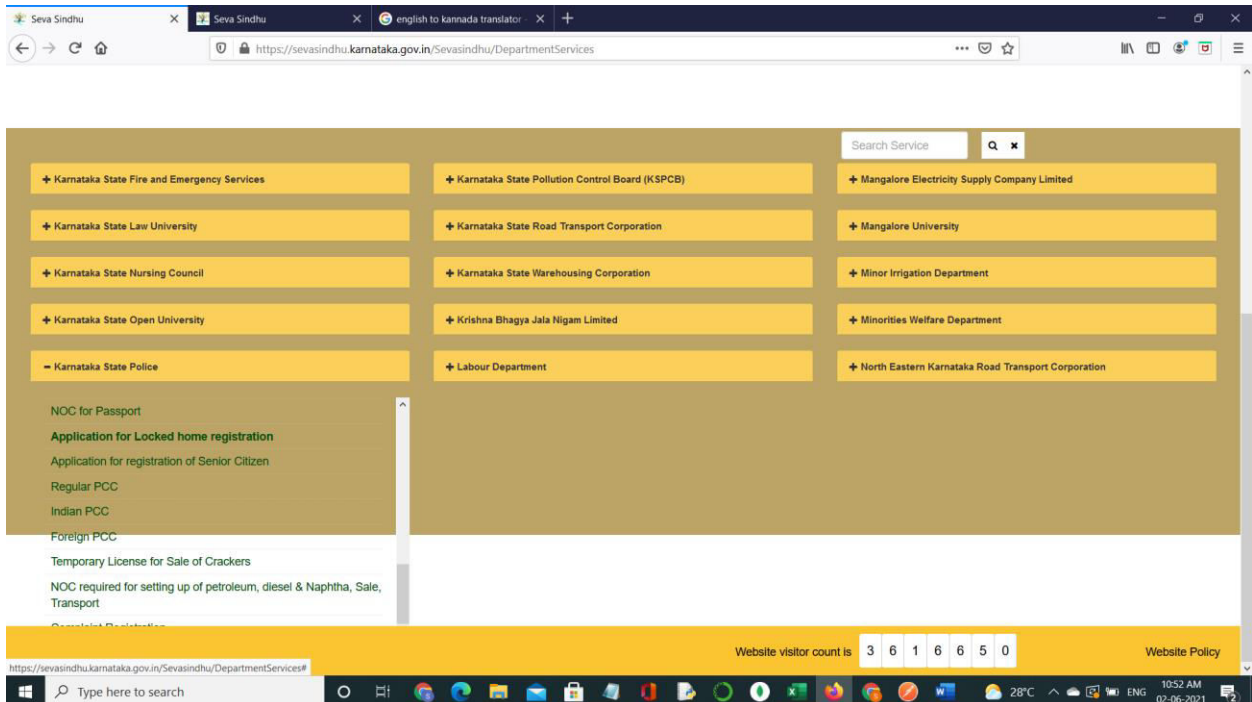


# ಕರ್ನಾಟಕ ರಾಜ್ಯ ಪೊಲೀಸ್ ಇಲಾಖೆ Karnataka State Police ಮುಚ್ಚಲಾದ ಮನೆಯ ದಾಖಲೆಗಳು Application for Locked Home Registration

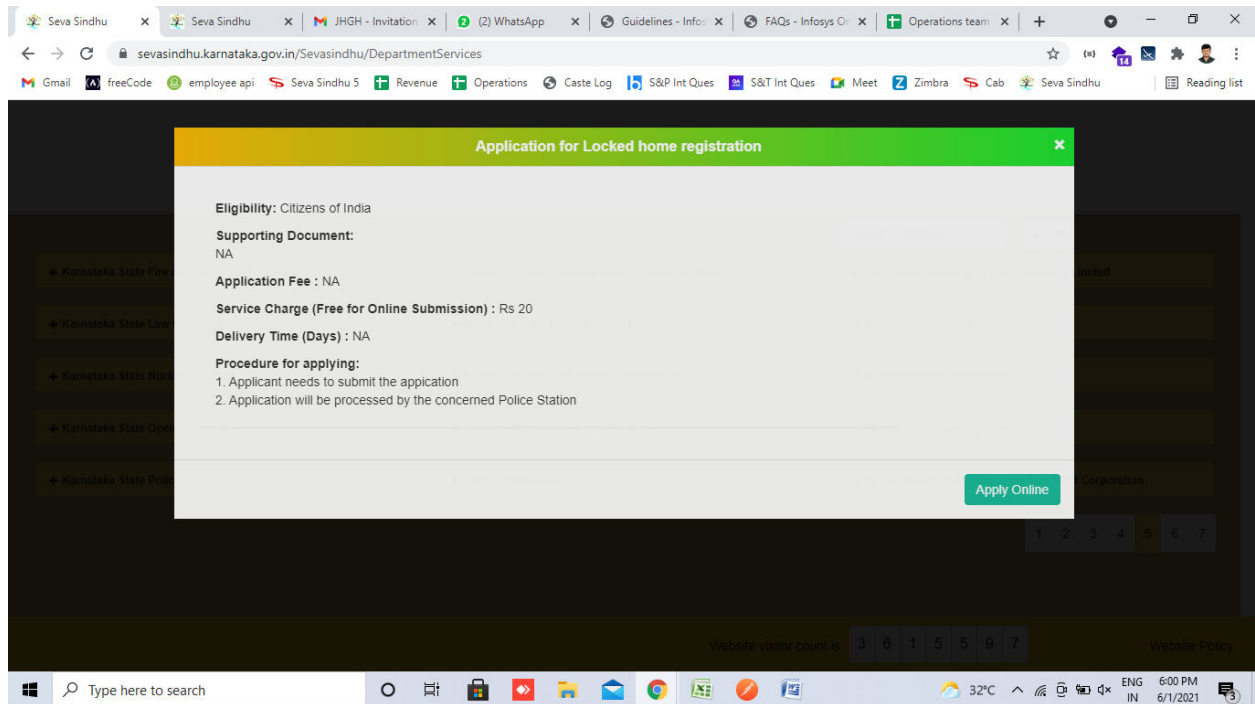
**Step 1:** Go to [sevasindhu.karnataka.gov.in](https://sevasindhu.karnataka.gov.in) website and click on **Departments & Services**.



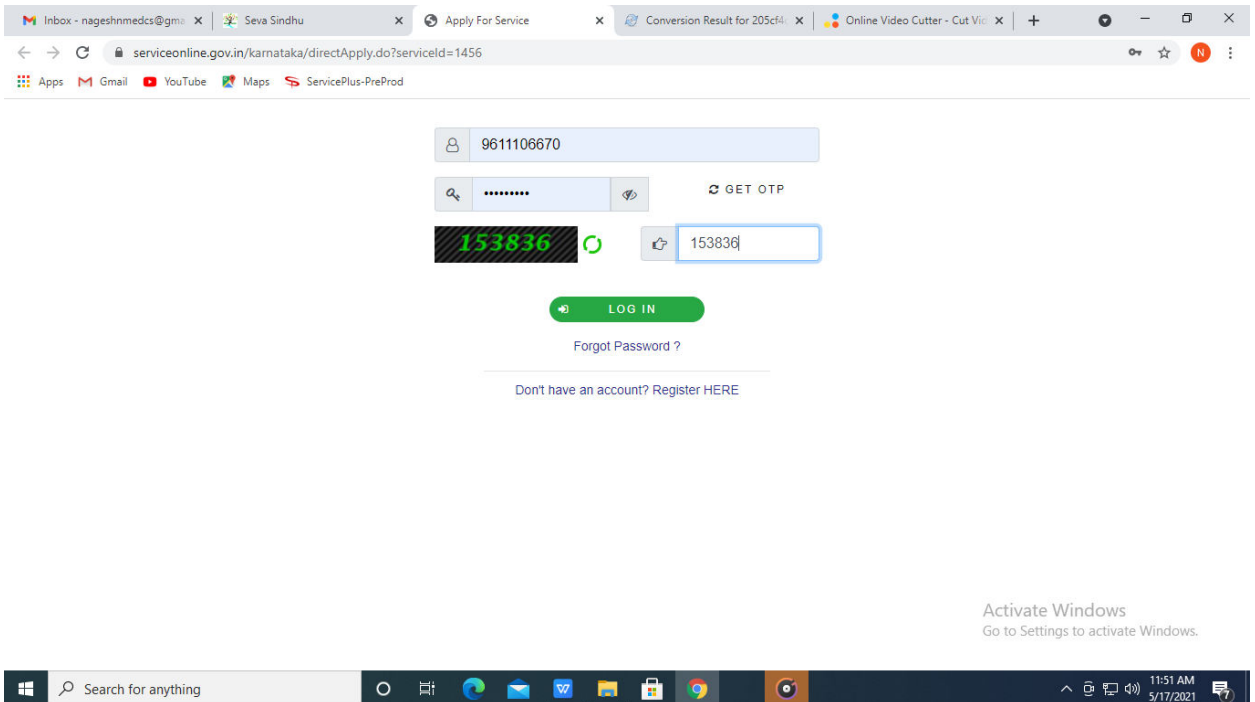
**Step 2:** Click on **Karnataka State Police** and select **Application for Locked home registration**. Alternatively, you can search for Application for Locked home registration in the **search option**.



### Step 3: Click on Apply online.



### Step 4: Enter the username, password/OTP, captcha and click on Log In button.



## Step 5: Fill the Applicant Details.

The screenshot shows a web browser window with the URL <https://serviceonline.gov.in/karnataka/renderApplicationForm.do?serviceId=510003&applySource=home&UUId=7371fad9-39f4-44b1-b3cc-25911b1f448d&m...>. The page is titled "ಕರ್ನಾಟಕ ರಾಜ್ಯ ಪೊಲೀಸ್" (Karnataka State Police) and "ಬೀಗ ಹಾಕಿದ ಮನೆಯ ನೋಂದಣಿಗೆ ಅರ್ಜಿ" (Application for Locked home registration). The form is titled "Application for Locked home registration" and is for "Home Details Requested by / ಮನೆಯ ವಿವರಗಳ ವಿವರಣೆ".

First Name/ಪ್ರಥಮ ಹೆಸರು *	Bindushree S N	Middle Name/ಮಧ್ಯದ ಹೆಸರು	TEST
Last Name/ಕಡೆಯ ಹೆಸರು	S	Father/Husband Name/ತಂದೆ/ರಂಡನ ಹೆಸರು	TEST
Mobile No./ಮೊಬೈಲ್ ಸಂಖ್ಯೆ *	9999999999	Landline No./ಸ್ಥಿರ ದೂರವಾಣಿ ಸಂಖ್ಯೆ	
Email ID/ಇ-ಮೇಲ್ ಐಡಿ	TEST@GMAIL.COM	Date of Birth/ಹುಟ್ಟಿದ ದಿನಾಂಕ	03/06/1997
Date Of Request / ಕೋರಿಕೆಯ ದಿನಾಂಕ	01/06/2021		

## Step 6: Verify the details. If details are correct, select the **checkbox ("I agree") & Submit.**

The screenshot shows the "Declaration/ಘೋಷಣೆ" section of the application form. The user has entered the email address "sd@gmail.com". The declaration text reads: "I hereby declare that the particulars furnished in this form are true to the best of my knowledge/ಈ ಅರ್ಜಿಯಲ್ಲಿ ನಾನು ಒದಗಿಸಿರುವ ಎಲ್ಲಾ ವಿವರಗಳು ಸತ್ಯವಾಗಿರುತ್ತವೆ ಎಂದು ಘೋಷಿಸುತ್ತೇನೆ. Disclaimer: If uploaded documents mismatch with the entered data, Department may reject your application." The user has checked the "I Agree" checkbox.

The "Word verification" section shows a CAPTCHA image with the number "589733". The user has entered "589733" in the input field.

At the bottom of the form, there are buttons for "Draft", "Continue", "Close", and "Reset".

The footer of the page includes logos for the Ministry of Panchayati Raj, Digital India, data.gov.in, india.gov.in, Daily, and PMINDIA. It also states: "Site is technically designed, hosted and maintained by National Informatics Centre. Contents on this website is owned, updated and managed by the Ministry of Panchayati Raj. POWERED BY SERVICEPLUS".

Step 7: A fully filled form will be generated for user verification.

Application not yet submitted. To proceed click on the appropriate button available at the bottom of this page

**Home Details Requested by / ಮನೆಯ ವಿವರಗಳ ವಿವರ**

First Name/ಪ್ರಥಮ ಹೆಸರು :	Shipa V
Mobile No./ಮೊಬೈಲ್ ಸಂಖ್ಯೆ :	1234567892
Date Of Request / ಕೋರಿಕೆಯ ದಿನಾಂಕ :	02/06/2021

**Address/ವಿಳಾಸ**

Village/Town/City/ಗ್ರಾಮ/ಪಟ್ಟಣ/ನಗರ :	gthikada
Country/ರೇಶ :	India
State/ರಾಜ್ಯ :	Karnataka
District/ಜಿಲ್ಲೆ :	Bengaluru City
Police Station/ಪೊಲೀಸ್ ಠಾಣೆ :	Adugodi Traffic PS

**Duration / ಅವಧಿ**

From Date / ದಿನಾಂಕದಿಂದ :	01/06/2021
To Date / ದಿನಾಂಕದ ವರೆಗೆ :	02/06/2021
Leaving India / ಭಾರತವನ್ನು ತೊರೆದಿರುವುದಿಲ್ಲವೇ :	Yes/ಇವೆಯು

**Contact Details(In the country) /ಸಂಪರ್ಕ ವಿವರಗಳು(ದೇಶದಲ್ಲಿ)**

Village/Town/City/ಗ್ರಾಮ/ಪಟ್ಟಣ/ನಗರ :	ftfg
State/ರಾಜ್ಯ :	Karnataka
District/ಜಿಲ್ಲೆ :	Bengaluru City

Step 8: Click on **Attach Annexure**.

State/ರಾಜ್ಯ : Karnataka  
District/ಜಿಲ್ಲೆ : Bengaluru City  
Mobile No./ಮೊಬೈಲ್ ಸಂಖ್ಯೆ : 7894561230

**Contact Details (Alternate Person)/ಸಂಪರ್ಕ ವಿವರಗಳು (ಪರ್ಯಾಯ ವ್ಯಕ್ತಿ)**

State/ರಾಜ್ಯ :	Karnataka
District/ಜಿಲ್ಲೆ :	Bengaluru City

**Declaration/ಘೋಷಣೆ**

I hereby declare that the particulars furnished in this form are true to the best of my knowledge/ಈ ಅರ್ಜಿಯಲ್ಲಿ ನಾನು ಒದಗಿಸಿರುವ ಎಲ್ಲಾ ವಿವರಗಳು ಸತ್ಯವಾಗಿರುತ್ತವೆ ಎಂದು ಘೋಷಿಸುತ್ತೇನೆ.  
Disclaimer: If uploaded documents mismatch with the entered data, Department may reject your application.

I Agree : Yes

**Additional Details**

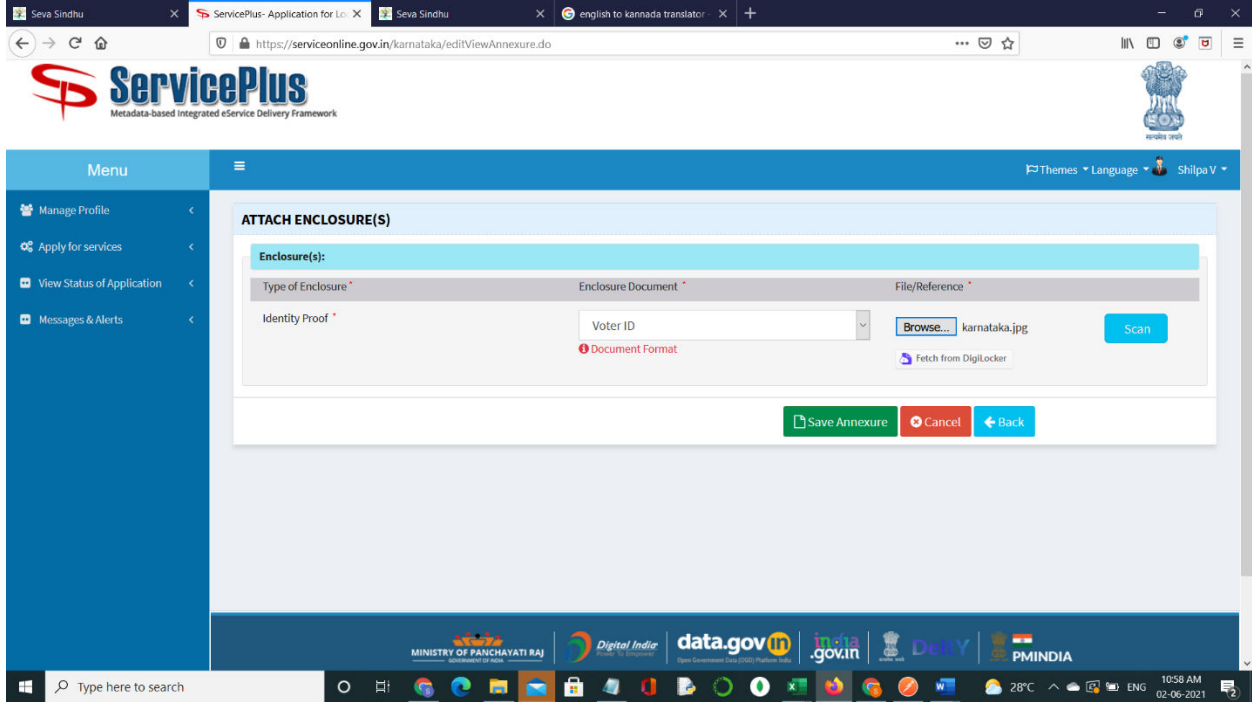
Apply to the Office	Karnataka State Police (STATE)
---------------------	--------------------------------

Draft Reference No : Draft\_PO803S/2021/00019

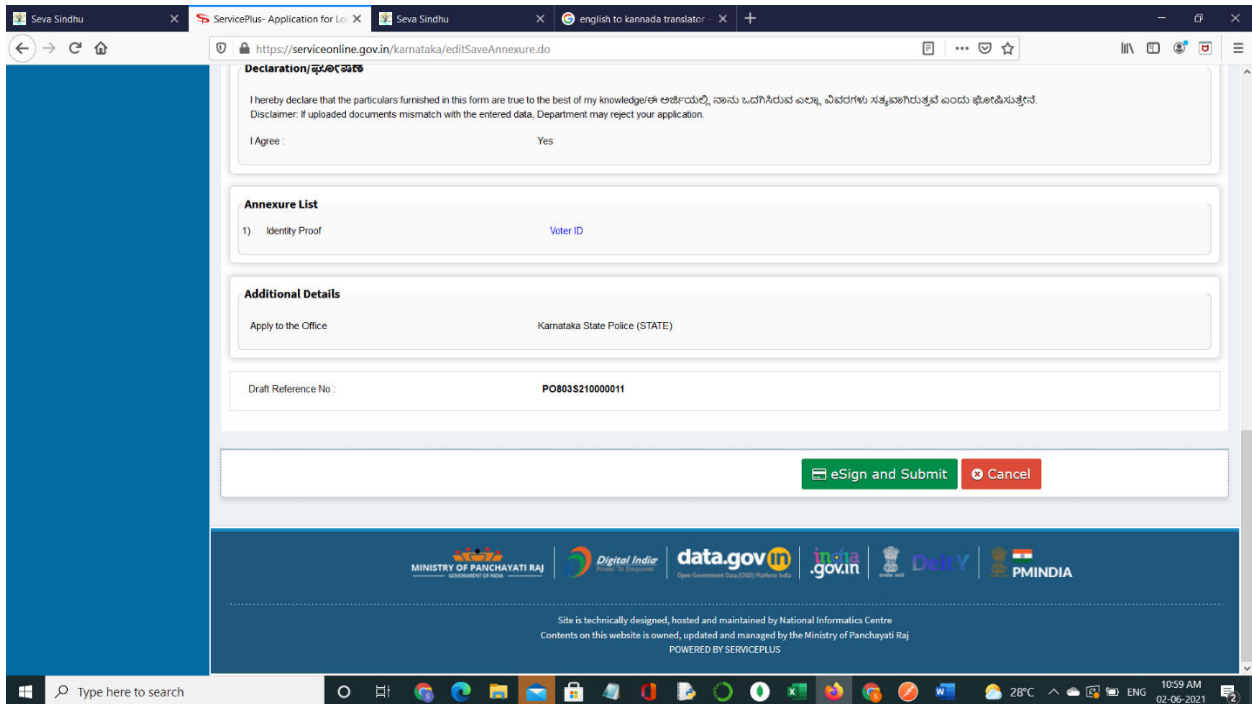
02/06/2021 10:58:18 IST <http://serviceonline.gov.in/karnataka>

[Attach Annexure](#) [Edit](#) [Cancel](#) [Click here to initiate new application](#)

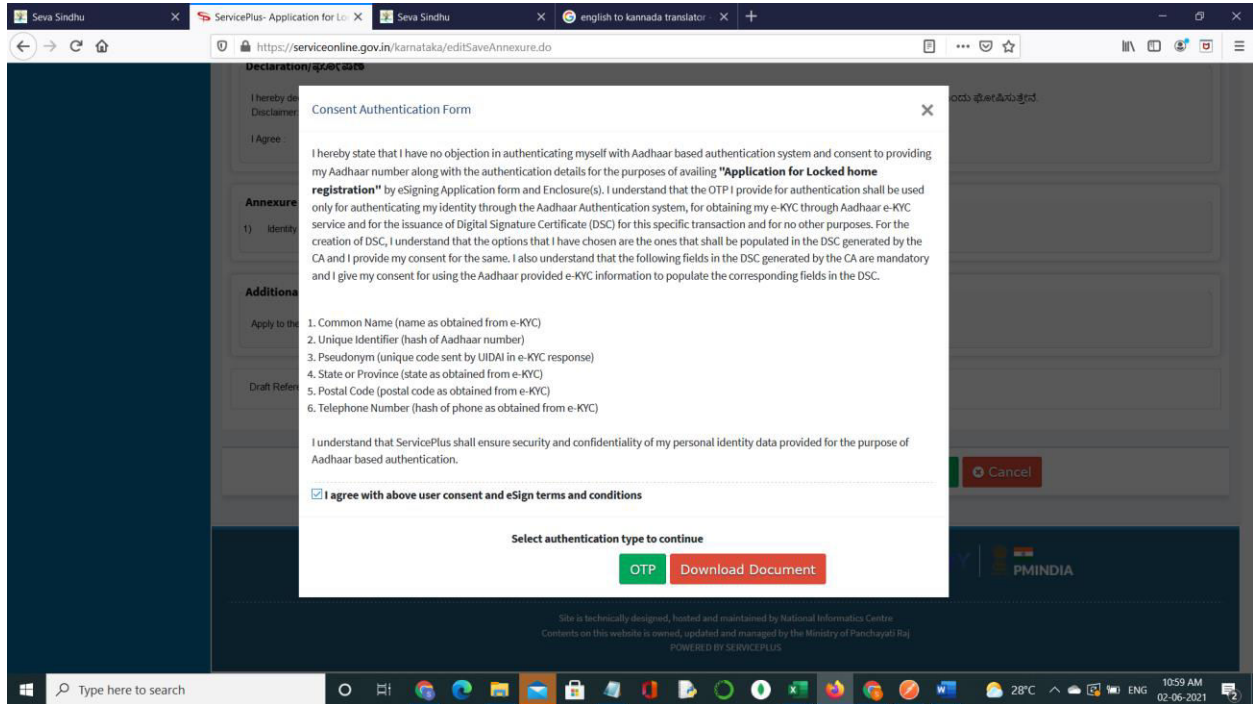
**Step 9: Attach the annexure and click on Save Annexure.**



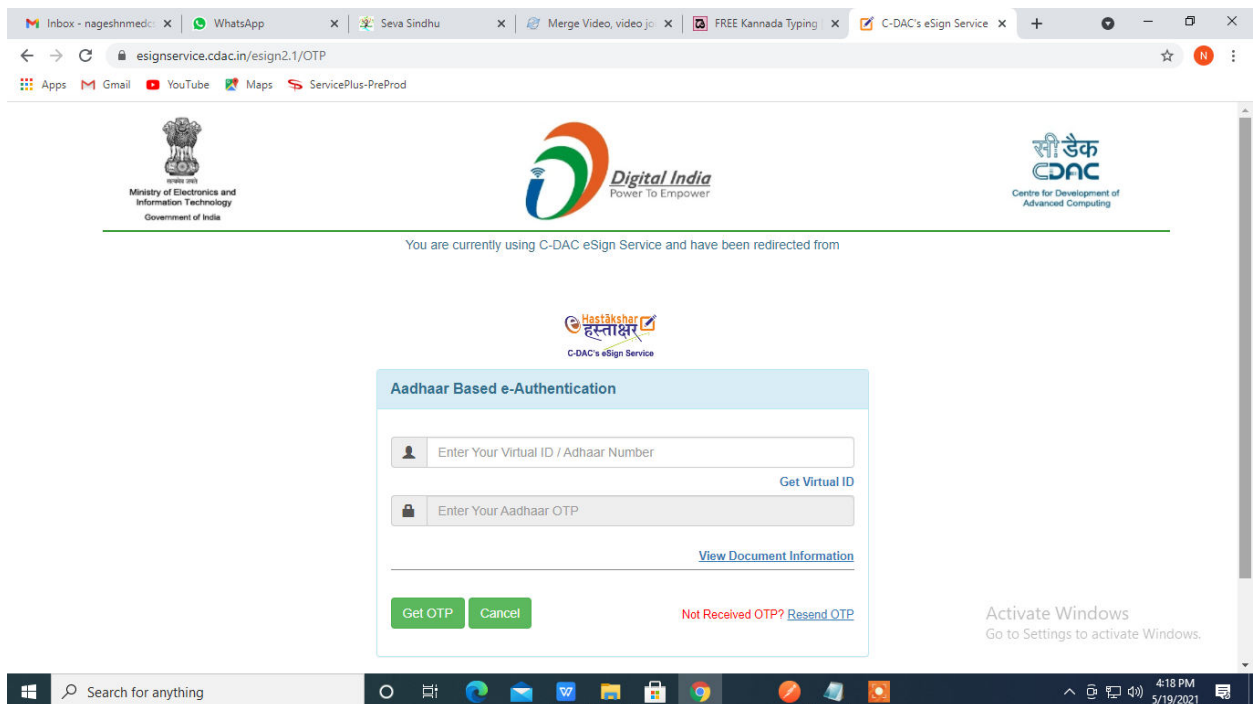
**Step 10: Saved annexure will be displayed and click on eSign and Submit to proceed.**



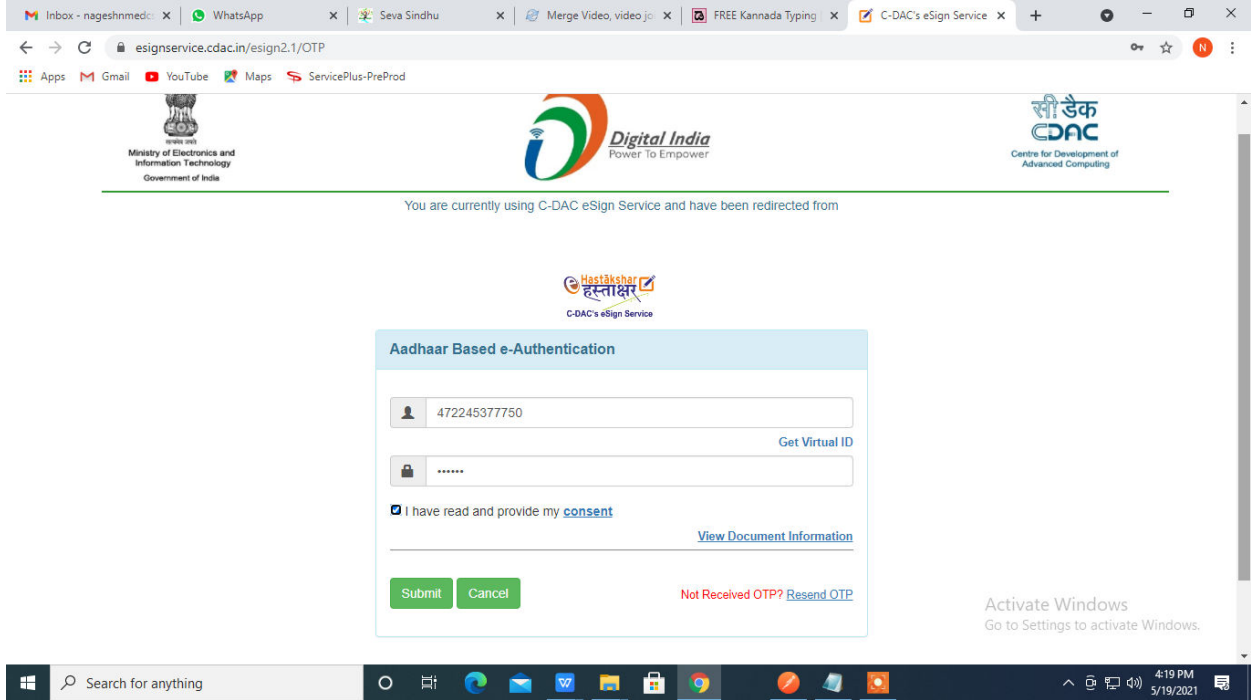
**Step 11:** Click on I agree with above user consent and eSign terms and conditions and Select authentication type to continue.



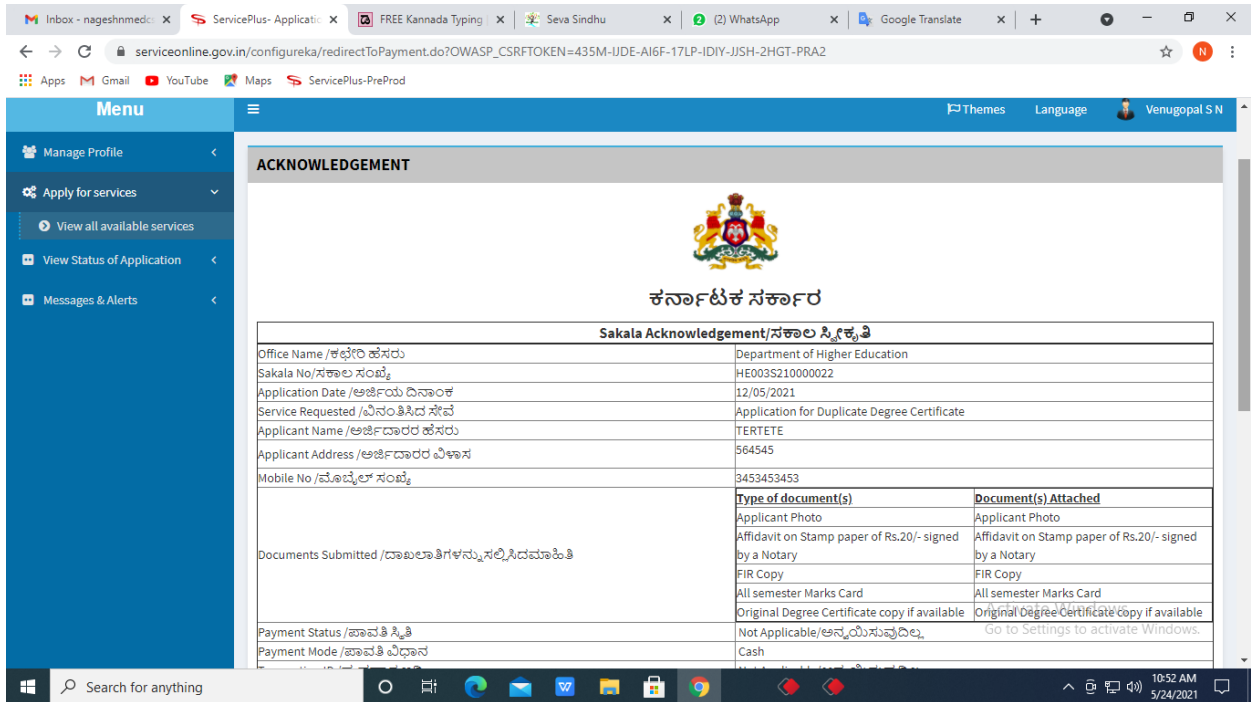
**Step 12:** Enter Aadhaar Number and click on get OTP.



**Step 13: Enter OTP and click on Submit.**



**Step 14: After Submit is successful, acknowledgement will be generated. Acknowledgement consists of applicant details, application details.**



**Step 15: To download the certificate, go to the [sevasindhu.karnataka.gov.in](http://sevasindhu.karnataka.gov.in) and click on Registered Users Login Here.**

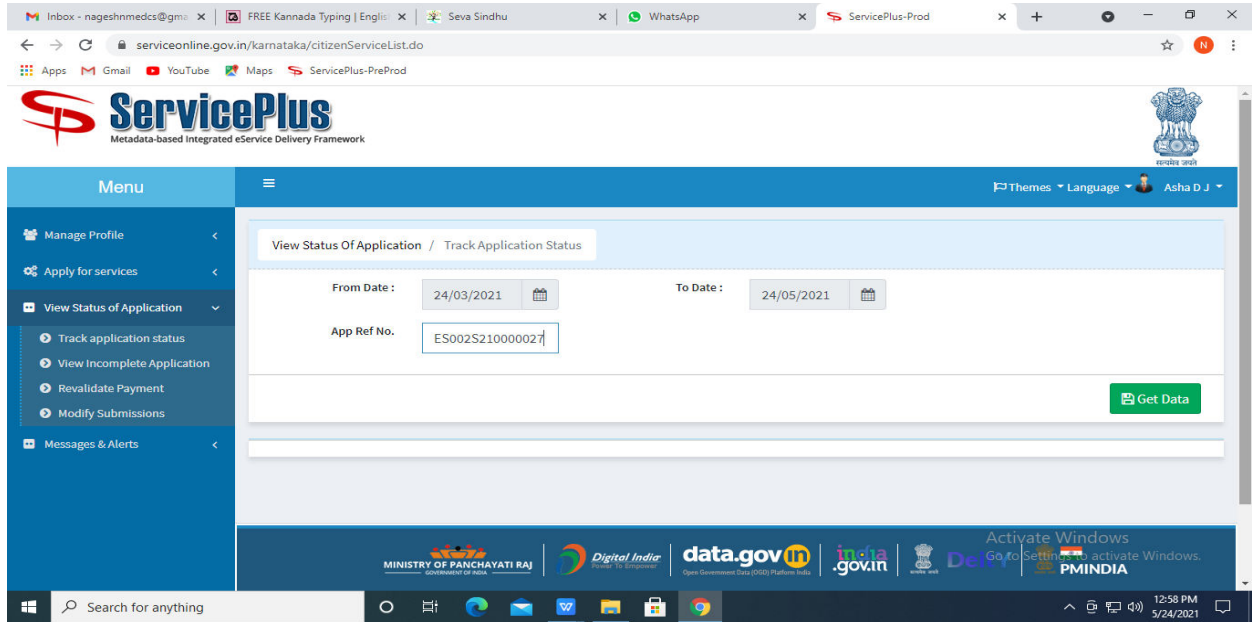
The screenshot shows the homepage of the Seva Sindhu Government of Karnataka website. The header includes the state emblem and the text 'SEVA SINDHU GOVERNMENT OF KARNATAKA'. Below this, there are portraits of the Hon'ble Chief Minister, Sri. B. S. Yediyurappa, and the Hon'ble Minister of Primary & Secondary Education and Sakala, Sri. S. Suresh Kumar. A navigation menu contains links for HOME, ABOUT SEVA SINDHU, DEPARTMENTS & SERVICES, SERVICE CENTERS, GRAMA ONE, TRACK YOUR APPLICATION STATUS, REPORTS-DASHBOARD, FAQ, and CONTACT. Three main service buttons are visible: 'DEPARTMENTS & SERVICES', 'NEW USERS REGISTER HERE', and 'REGISTERED USERS LOGIN HERE'. The footer includes a 'Website visitor count' of 33745808 and a 'Page last updated on: 11-May-2021 4:00 PM'.

**Step 16: Once the login page is open, enter your username, password/OTP, captcha and click on Submit.**

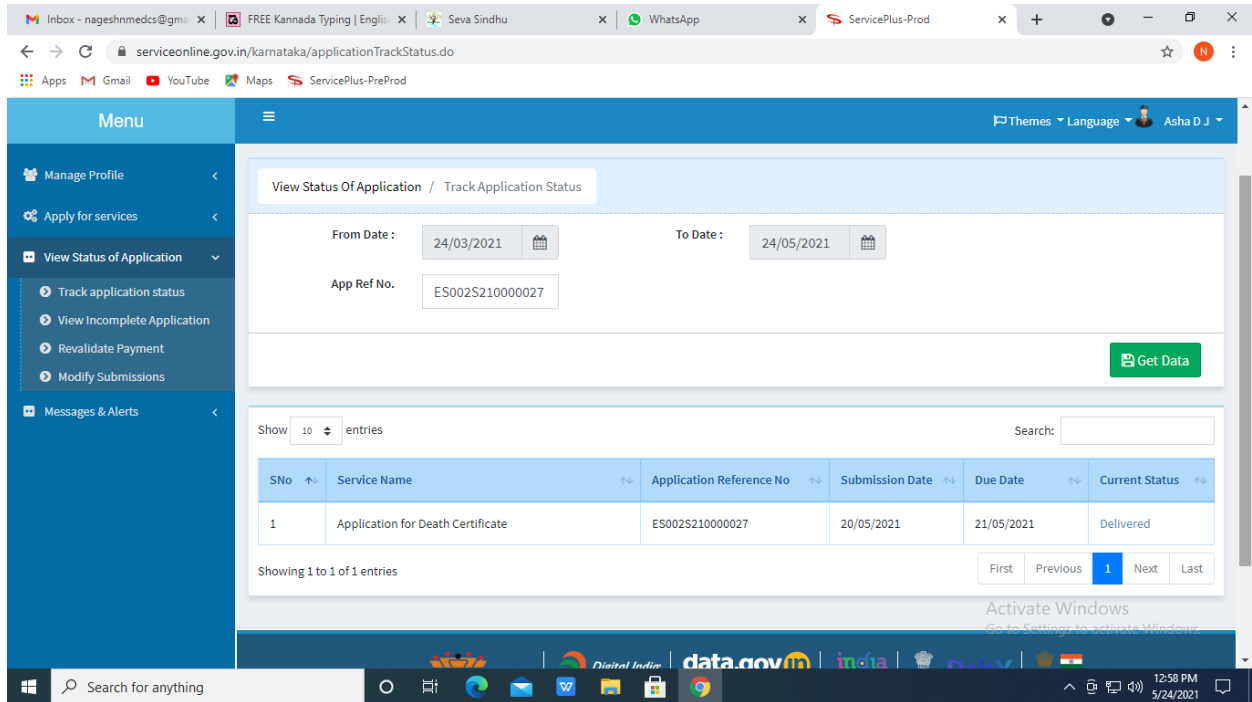
The screenshot shows the login page of the Seva Sindhu website. The page is titled 'Apply for Service' and 'Check Your Application Status'. The 'Apply for Service' section contains a form with a phone number field (9611106670), a password field, a 'Get OTP' button, a captcha field (552319), and a 'Submit' button. Below the form are links for 'Forgot Password', 'New user? Register here', and 'Know Your Eligibility'. The 'Check Your Application Status' section contains a form with 'Select Department' and 'Select Service' dropdown menus, an 'Enter your Application ID' field, and a 'Check Status Now' button. The footer includes '© All Rights Reserved' and 'Powered by SERVICEPLUS'.



**Step 17:** Click on **View Status of Application** --> **Track application status**. Enter Application Reference Number (you can refer to Acknowledgment/SMS to get Application Reference Number) and click on **Get Data**.



**Step 18:** Check Current Status of the application. If it is delivered, Click on **Delivered**.



## Step 19: Under Issue Document(s), click on **Output Certificate**.

ServicePlus  
Metadata-based Integrated eServices

Menu

- Manage Profile
- Apply for services
- View Status of Application
  - Track application status
  - View Incomplete Application
  - Revalidate Payment
  - Modify Submissions
- Messages & Alerts

Status of Application

Application Reference Number : ES002S210000027

Name of the Service : Application for Death Certificate

Applied By : Asha D J

Application due Date : 21/05/2021

S.No.	Task Name	Form Details	Issued Document(s)	Status	Remarks
1	Application Submission	<a href="#">View</a>	<a href="#">Acknowledgement</a>	Completed	NA
2	Push application data to DB	NA	Nil	Forwarded	<a href="#">View</a>
3	Callback Webservice	NA	<a href="#">Output Certificate</a>	Delivered	<a href="#">View</a>

Showing 1 to 1 of 1 entries

Close

## Step 20: Application for Locked Home Registration Output Certificate will be downloaded. You can print the certificate if required.

WPS Office

Application for ...ree Certificate

User Manual - Death Certificate

HE003S210000023.pdf

Home Insert Comment Edit Page Protect Tools

Hand Tool

Select Tool

Edit Text

Edit Picture

PDF to Office

PDF to Picture

Annotate

75%

1/1

Auto Scroll

Read Mode

Background

Screen Grab

Find

Highlight

Note

Mangalore University

No: HE003S210000023  
Date: 24/05/2021

Sub: Approval of Issue of Duplicate Degree Certificate

We are pleased to inform you that the Duplicate Degree Certificate HE003S210000023 has been dispatched to your mailing address provided to the University

The Dispatch details are as follows:

Courier Name / Post:let  
Dispatch Date:24/05/2021  
Tracking ID :test  
Website address of the Courier / Speed Post:es  
For any clarification please contact us.

Date :24/05/2021

Registrar

Test Data / Test Data

Activate Windows  
Go to Settings to activate Windows.

1:36 PM  
5/24/2021